



GRANBURY QUILTERS' GUILD NEWS

Volume XXV I Number 1

January 2023



2023 OFFICERS

President:
Joy Kelly
1s VP:
Bonnie Rhobey
Secretary:
Linda Kizer
Treasurer:
Clydene Cooper
Parliamentarian:
Linda Keithley

2023 COMMITTEE CHAIRS

Block of the Month
Kathy Tingley
Community Service
Kay Huffman
Quilt of Valor
Kathy Cosand & Tracy Rittenour
Door Prizes
Karin Lewis & Tracy Rittenour
Hospitality
Margaret Hartman & Betty Laljer
Membership
Sharen Gilleland
Newsletter
Joy Kelly
Spring Retreat
Nancy Marstiller & Clydene Cooper
Fall Retreat
Glenda Marsh & Joy Kelly
Show n Tell
Linda Hyde
Sunshine & Shadow
Publicity
Gail Olney
Welcome Committee
Mindy Drum, Lena Martensson
Webmaster
Joy Kelly

President's Note . . .

Happy New Year Fellow Quilters,


I hope everyone had a great Christmas and New Year. I am excited to think of all the fun things we are going to be doing in the coming year.

We have our quilt show coming up this year and after so many years being shut down, this is exciting. It's time for all of us to start thinking about what we want to create to enter in the quilt show. With the creativity we have at Show and Tell, I'm sure it will be a spectacular show.

Well, we lost another quilt shop in Granbury. Good luck to Patty and whatever the future holds for her. Be sure and try to support Sew Much Love. I love to go on line and look at what the online stores have. Buying notions and patterns while I watch TV- it is so easy. The problem is that if we don't support our local shops we will lose them all in time. I might be able to save some money here and there by buying online but, that online shop is not available when I have miss-cut my fabric. If I need something and the local shop does not carry it they will try to get it for me if I ask. Bottom line is they are supporting us and we need to support them.

We are planning to publish a directory in the Spring. If you want your name in the directory, you must pay your dues by the February meeting. Be sure and look at the proposed budget when it is handed out at the meeting. We will be voting on it in the January meeting. Remember, it is a proposed budget. We can amend it during the year if we need to. Looking forward to seeing everyone at our meeting, January 16th 2023.

Joy Kelly, President



What To Bring:

- ⇒ Name Tag
- ⇒ Show N Tell
- ⇒ 2023 Membership form and dues
- ⇒ \$\$\$ for Door Prize tickets
- ⇒ Block of the Month
- ⇒ UFO List + Dollars
- ⇒ Hobbs UPC labels

Go to Facebook, Granbury Quilt Guild. Our Logo is in the lefthand corner and the profile picture is our 2019 raffle quilt. If you are on Facebook, LIKE our page!
<https://www.facebook.com/granburyquiltguild/>



**Guild Meeting– Monday,
January 16th @ 6:00pm
@ United Co Op
320 Fall Creek Hwy
www.granburyquiltguild.com**

2023 Membership form can be found on the last page of this newsletter.

Sharen Gilleland, 2023 Membership Chair, will be accepting the new year memberships at the January meeting.



Granbury Quilter's Guild Meeting December 19, 2022

Vice President Brittany Meager called the meeting to order at 7:15. This month's meeting followed a Christmas Pot Luck.

26 members in attendance, with no guests.

November Secretary minutes and Treasurer reports were accepted.

Business:

APPROVED OFFICER SLATE FOR 2023

President - Joy Kelly

Vice President - Bonnie Rhoby

Secretary - Linda Kizer

Treasurer - Clydene Cooper

Parliamentarian - Linda Keithley

Committee Chair(s)

Show and Tell – Linda Hyde

Door Prizes were awarded. We were informed that Patti's is closing at the end of December. We were reminded to use gift certificates and credits as soon as possible.

Spring Quilt Retreat - Dates reserved at The Red Boot Retreat Center are March 2-5, noon to noon. 22 people have signed up. \$100 deposit was required by December with remaining \$200 due at the January meeting. There is room for 3 or 4 more guests. Contact Nancy Marstiller or Clydene Cooper if interested.

BOM - This month's block is "Cross and Crowns." Red fabric is provided. Details are in the newsletter

Show & Tell - Fun and delightful as usual!

Meeting adjourned at 7:30

Christmas Party followed

Respectfully submitted by Suzi Johnson

Respectfully submitted by Suzi Johnson, Secretary



Sunshine and Shadow

Thank you to the Sunshine and Shadow Committee for 2022
Gail Olney - (972) 875-8304 and flohmarkterin@yahoo.com and
Lisa Pinguelo – (925) 219-2224 and golisa@mac.com

Looking for volunteers to step forward and be on this committee for 2023.

Condolences to Linda Keithley with the passing of her brother.



Treasurer's Report

December 2022



Beginning Balance

Operating Account	8,952.57	
Savings Account	5,033.42	
Total Checking/Savings		\$ 13,985.99

Revenues:

Membership Dues	255.00	
Interest—Savings	.64	
Total Revenues		\$ 255.64

Expenditures:

Christmas Program	279.21	
Total Expenditures		\$ 279.21

Ending Balance

Operating Account	8,673.36	
Savings Account	5,033.42	
Total Checking/Savings		\$ 13,706.78



ADVICE FROM A SINGER SEWING MACHINE MANUAL FROM 1949

Prepare yourself mentally for sewing. Think about what you are going to do. Never approach sewing with a sigh or lackadaisically. Good results are difficult when indifference dominates. Never try to sew with a sink full of dirty dishes or beds unmade.

When there are urgent housekeeping chores, do these first so that your mind is free to enjoy your sewing. When you sew, make yourself as attractive as possible. Put on a clean dress. Keep a little bag of

French chalk near your sewing machine to dust your fingers at intervals. Have your hair in order, powder and lipstick put on. If you are constantly fearful that a visitor might drop in or your husband will come home, and you will not look neatly put together, you will not enjoy your sewing.

Granbury Quilters' Guild meets on the third Monday of the month at 6:00 pm at the United Co-Op, 320 Fall Creek Hwy, Granbury. Membership is open to anyone interested in quilts and quilting. Annual Dues are \$25 per calendar year (+ \$5 if newsletter can't be electronically sent monthly). Guests may attend two meetings before joining.

Newsletter Ad rates: Business card: \$5; 1/4 page: \$10; 1/2 page: \$20; Full page: \$30

Deadline is the 5th of every month.

Contact: Joy Kelly at joygaylekelly@gmail.com or call 817-919-0467.

DECEMBER BLOCK OF THE MONTH

BOM Jan. 2023 A version of the CROSS & CROWN block. Free pattern download full instructions.


<https://www.quiltingdaily.com/quilt/cross-and-crown-free-fresh-classic-baby-quilt-pattern>

This block finishes 9" (9 1/2" raw). You will need 3 fabrics. Red (provided), white and a print. Email your mailing address to Kathy if you want her to mail you the red fabric sent to you. jktingley@yahoo.com

RED Cut five each 1 1/2" squares

WHITE Cut four each 2 1/2" squared, four each 1 1/2" x 4 1/2" rectangles and two each 3 1/4" squares

PRINT Cut two each 4 7/8" squares and two each 3 1/4" squares.



There is extra background fabric for the winner of the blocks.

Thanks, *Kathy Tingley*

Piecing the Blocks

1 Note: The following instructions are for making 1 block.

Photo A Draw 2 diagonal lines on wrong side of white 3 1/4" square. Place marked square on assorted print 3 1/4" square, right sides together.




Photo B Sew 1/4" seam on each side of one line.




Photo C Cutting on unsewn line first, then on remaining drawn line, cut sewn square into quarters.





Photo D Open and press to make 4 pieced triangles. If desired, trim away seam allowance points. Make 8 total for each block.



Photos E and F With print portion of pieced triangle against white 2 1/2" square, align 90° corners. Sew seam. The 1/4" seam should go through the intersection of the patches. Open and press.





Photo G Add 2nd pieced triangle (of the other orientation) in the same way to complete the large pieced triangle.




Photo H Sew together large pieced triangle and print 4 7/8" half-square triangle to make pieced square.




Photo I Draw diagonal line on wrong side of red solid 1 1/2" square. Place marked square on pieced square, right sides together, aligning raw edges.




Photo J Stitch on drawn line; trim away and discard excess fabric.





Photo K Open and press to complete block corner unit. Make 4 matching.



L Arrange and sew 3 rows using 4 block corner units, 4 white 1 1/2" X 4 1/2" strips and one red 1 1/2" square to complete Cross & Crown.

Membership Report

December meeting was a Christmas Pot Luck with 26 members in attendance, and no guests.

Sharen Gilleland Membership Chairperson

“RED BOOT” QUILTING RETREAT – for 2023

If you signed up to attend the spring retreat, please remember to bring your \$305 (Cash or Check) to the January meeting.



The dates reserved are March 2nd -5th (Thursday noon till Sunday noon). The minimum number of attendees to book the Retreat is 20, with a max occupancy of 32.

We have 23 people currently signed up, but would like to have 25-26 Guild Members go next spring.

If you have not attended a retreat, it is a great way to get to know others in the Guild. Sometimes we have contests, play fun games, eat way too much food, but basically just have a little fun and sew all day and all night if you want to.

Here is some of the basic information about the RED BOOT Retreat Center:

RED BOOT is located out in the country and is a little west of Hillsboro. It should take you about 1.5 hours to get there.

Cost is \$305 per person, including tax, which includes 8 meals. (Yea, no cooking!)

I will have a sign-up sheet at the January meeting and/or if you are interested in participating, please call or email me so I can add your name to the list.

We will finalize the attendee list in December. The final payment of \$205 will be due in January (if you paid \$100 deposit)

If you have specific questions, call or text us (Nancy Marstiller) at (512) 461-1461 or Clydene Cooper at (512) 670-6657.

SAVE THE DATE— Quilt Guild
Summer Retreat at Compass Centre
is scheduled for August 10-13, 2023



The Compass Centre Shoppe

QUILTS OF VALOR

We have secured the United Coop Meeting room for the Quilts of Valor Committee the third Thursday of every month. 9:00 am til 3:00pm.

Thank you to all the members that have put squares together and help us get this group going!



Kathy Cosand & Tracy Rittenour

Community Service Committee (CSC)

For Harris Texas Health Resources Neonatal units:

(Any and all sizes are greatly appreciated) Premie quilts (can be pastel or bright colors) 18" square to 36" square. Soft cottons or flannel on top and backing. No batting is needed for quilts using flannel. No tied quilts for these tiny ones. No fleece is allowed in the hospital, as fleece can harbor germs even after washing. Isolette covers 36"x46" made with batting. According to the NICU Neonatal Supervisor, Stephanie Eidson, the quiet darker environment of a covered isolette help the babies sleep and grow better.

Quilts of Valor:

60" x 80" with minimum of 55' x 65" and max of 72" x 90". Width of 55' - 72" and length of 65" - 90"

Nursing Home Throws and Wheelchair Quilts:

Suggested sizes for wheelchair 38"-40" wide by 40"-46" long and for lap 50"-55" wide by 60"-70" long. (However, we will find homes for any size you make.) We need patriotic quilts for veterans. Their eyes light up when they see them and appreciate their service being recognized.

Twin and larger size quilts will be used for disaster relief.

We recognize that Community Service donation quilts IS an important part of the Granbury Quilters Guild. Therefore, to help facilitate the process of charity quilts, we ask that all members submit their COMPLETED QUILTS of various sizes along with the donation slip (s) at the monthly meetings. The CSC will be responsible for the delivery of such quilts. Please designate on the contribution slip which agency CSC should deliver.

The charities we currently support & the designated contact person include:

Ada Carey Shelter for Women and Children: Jan Smith
CASA—Court Appointed Special Advocates: Jan Smith
Habitat for Humanity: Lou Bates
Harris Hospital Neonatal unit: Jane Lane
Local Granbury & Glen Rose nursing homes: CSC
Quilts of Valor: Kathy Cosand and Tracy Rittenour

If your unable to quilt your own creation, you may contact one of our long arm quilters. Possible quilters include:

Lou Bates Darlena Burnett Donna Eyre
Jamie Skelton Carolyn Sponsky

Please remember to save your HOBBS BATTING UPC labels from their batting packages. Our guild can order batting for charity projects at a discounted price through their facility in Waco. CSC will be responsible for picking up such batting in Waco.

Thank you for your continues participation in our charity quilts.

Carolyn Sponsky 817-776-2410—thomassponsky@yahoo.com



COMMUNITY SERVICE SLIP

Name: _____ **Date:** _____

Item: _____
(i.e. quilt, quilt top, blanket, dog bed, etc.)

Date item donated: _____

Donated to: _____
(name of organization or individual)

GRANBURY QUILTER'S GUILD

Member Registration Form

2023

PLEASE PRINT..... PLEASE PRINT.....PLEASE PRINT

New____ Renewing____ Senior____ Charter____

Name _____ Spouse's Name _____

Address _____

City _____ State _____ Zip _____

Home Phone _____ Work Phone _____ Cell _____

Emergency Contact _____

E-mail address _____

Would you like to receive the newsletter by e-mail? Yes _____ No _____

(if no, there is an additional yearly charge of \$5.00 to receive newsletter via USPS)

Birthday (month/day) _____ (year not required)

What is your quilting experience?

Beginner____ Some quilting experience ____ Intermediate____ Professional/Master ____

Do you prefer?

Machine quilting____ Hand quilting ____ Machine piecing____ Hand piecing____

Appliqué____ Foundation piecing____ English paper piecing ____

Would you like to:

Serve/help on a committee____ Be an officer____ Present a program ____

Arrange a program____

Can you provide transportation to meetings/workshops? _____

Do you need transportation to meetings/workshops? _____

Comments or suggestions: _____

Please tell us something about yourself:

Please make checks payable to Granbury Quilters' Guild. Annual Dues \$25.00

Amount paid _____ Ck # _____ Cash _____ Other _____

Today's Date _____