



# GRANBURY QUILTERS' GUILD NEWS

Volume XXV I Number 8

August 2023

## 2023 OFFICERS

President:  
Joy Kelly  
1s VP:  
Bonnie Rhobey  
Secretary:  
Linda Kizer &  
Carolyn Hillis  
Treasurer:  
Clydene Cooper  
Parliamentarian:  
Linda Keithley

## 2023 COMMITTEE CHAIRS

Block of the Month  
Kathy Tingley  
Community Service  
Kay Huffman  
Quilt of Valor  
Kathy Cosand &  
Tracy Rittenour  
Door Prizes  
Karin Lewis &  
Tracy Rittenour  
Hospitality  
Margaret Hartman &  
Betty Laljer  
Membership  
Sharen Gilleland  
Newsletter  
Joy Kelly  
Spring Retreat  
Nancy Marsteller &  
Clydene Cooper  
Fall Retreat  
Glenda Marsh &  
Joy Kelly  
Show n Tell  
Linda Hyde  
Sunshine & Shadow  
Jamie Skelton  
Publicity  
Gail Olney  
Webmaster  
Joy Kelly

Long armers that quilt our donation quilts:

Carolyn Sponsky  
Donna Eyre  
Darlena Burnett  
Barbara Fowler  
Jamie Skelton

## President's Note . . .

Hi Ladies

Well, it's officially a HOT SUMMER! Personally, I won't complain. My bones like this heat a lot better than the bitter cold snaps that we have experienced the last couple of years.

Retreat is wonderful. It's a small group, but great times! We will have to explore why more of you don't want to go to retreat. Is it the timing, the cost, or what? Please let me know. We won't be able to have the facility to ourselves as a group if we don't get a larger number of participants in the future.

Now is the time to think about our new board for 2024. We need a few volunteers to become the nominating committee to select nominees for all the standing offices. President, Vice President, Secretary and Treasurer. If you are interested in any of these positions, please let me know. With the growth of our guild comes new ideas.

Besides the elected offices, there are all the committee chairs. Many have been doing the job for a couple of years and would love to hand the responsibility off. Please consider stepping up. We all love our guild and hope to see it to continue to grow with members and new ideas.

Hope to see all of you August 21st at the meeting.

*Joy Kelly, President*

Program this month: "It's a pressing matter"  
I will not have handouts, bring something to take notes, if desired.

*Bonnie Rhobey, Vice President*

### What To Bring:

- ⇒ Name Tag
- ⇒ Show N Tell
- ⇒ \$\$\$ for Door Prize tickets
- ⇒ Block of the Month
- ⇒ Any QOV blocks
- ⇒ Hobbs UPC labels

Go to Facebook, Granbury Quilt Guild. Our Logo is in the lefthand corner and the profile picture is our 2019 raffle quilt. If you are on Facebook, LIKE our page!

<https://www.facebook.com/granburyquiltguild/>



**Guild Meeting– Monday,  
August 21st @ 6:00pm  
@ United Co Op  
320 Fall Creek Hwy  
[www.granburyquiltguild.com](http://www.granburyquiltguild.com)**

## Minutes from the July 17th Meeting

A wonderful time was had by everyone with the terrific covered dish dinner we all shared prior to our meeting. We have terrific quilters in our Guild and they are good cooks too!

Joy called the meeting to order and welcomed members and guest. We had 41 members and 2 guests attending members and guest. We had 41 members and 2 guest attending. We had 2 ladies that joined our guild. We are growing!! Karin and Tracy handed out door prizes. These ladies do such a great job on Door Prizes! Minutes from the June meeting were approved and seconded.

The treasurer's report included the amount made from the Quilt Show (\$4,876.82 after expenses). The report was approved and seconded.

Reports were made: Kathy Cosand announced Quilts of Valor for Stephenville needed a long armer to quilt a King Size Quilt. Kathy Tingley reporter 15 blocks turned in and Theresa Nunn won the drawing.

Joy and Glenda asked for anyone that was interested in signing up for the Fall Retreat at Compass Center, August 10-13, needed to do it that night. It was the last day to sign up and pay. Jan Smith reminded everyone that quilts were needed for the children. She explained how Casa Center worked and who benefitted from their help. She handed out information to those who were interested.

We ended with a terrific display of quilts and projects for Show and Tell. Ladies, we have a lot of EXTREMELY TALENTED QUILTERS!

Respectfully submitted by *Lindsay Kizer, Secretary*

---

### *Membership Report*

Another great Guild Gathering in July!! We had 30 members in attendance & 2 Guests who both became New Members.

I'm SO enjoying being Membership Chairman & seeing not only our membership grow, but what each new member brings to our Guild.

Exciting days are ahead even though it's hot as 🔥🔥 outside we can stay inside & enjoy creating & learning. Blessings to each of you & stay cool.

Our new Members are Neta Lawhon &  
4148 CR 1123  
Godley, 76044  
817-648-5046  
netalawhon@gmail.com

Evelyn Hodges  
215 Donna Circle  
Granbury, 76049  
512-557-2134  
ehodges972@aol.com

*Sharen Gilleland* Membership Chairperson

# Treasurer's Report

## Corrected June 2023



**Beginning Balance**

Operating Account	12,473.42	
Savings Account	5,037.83	
<b>Total Checking/Savings</b>		<b>\$ 17,511.25</b>

**Revenues:**

Membership Dues	25.00	
Quilt Show	5,447.00	
Quilt Show	578.00	
Quilt Show	1,490.00	
August Retreat	715.00	
Membership Dues	25.00	
<b>Total Revenues</b>		<b>\$ 8,280.00</b>

**Expenditures:**

State Comptroller	196.15	
Lake Granbury Conference Center	3,062.50	
Quilt Show Program	1,570.13	
Quilt Show Snacks	150.04	
Quilt Show Ribbons	33.63	
Quilt Show Booth Refund	15.00	
ACI Storage	1,045.00	
Bank Card Expense	45.52	
Guild Insurance	446.00	
<b>Total Expenditures</b>		<b>\$ 6,563.97</b>

**Ending Balance**

Operating Account	14,189.45	
Savings Account	5,037.83	
<b>Total Checking/Savings</b>		<b>\$ 19,227.28</b>



## Treasurer's Report July 2023



<b>Beginning Balance</b>		
Operating Account	14,189.45	
Savings Account	5,038.66	
<b>Total Checking/Savings</b>		<b>\$ 19,228.11</b>
<b>Revenues:</b>		
Quilt Show	112.05	
August Retreat	2,920.00	
<b>Total Revenues</b>		<b>\$ 3,032.05</b>
<b>Expenditures:</b>		
Membership	12.27	
Quilt Show Expense	21.00	
<b>Total Expenditures</b>		<b>\$ 33.27</b>
<b>Ending Balance</b>		
Operating Account	17,121.70	
Savings Account	5,038.66	
<b>Total Checking/Savings</b>		<b>\$ 22,160.36</b>

### Sunshine and Shadow

**If you know of a guild member who is ill and needs a little cheering up, Please contact Jamie Skelton and let her know.**

Cards sent to:                      Jane Lane (in June) due to her fall  
    Karen Alexander at the loss of her son  
    Traci Rittenour due to knee surgery



*Jamie Skelton, Sunshine and Shadow Chair*

**Granbury Quilters' Guild meets on the third Monday of the month at 6:00 pm at the United Co-Op, 320 Fall Creek Hwy, Granbury. Membership is open to anyone interested in quilts and quilting. Annual Dues are \$25 per calendar year (+ \$5 if newsletter can't be electronically sent monthly). Guests may attend two meetings before joining.**

**Newsletter Ad rates:** Business card: \$5; 1/4 page: \$10; 1/2 page: \$20; Full page: \$30

**Deadline** is the 5th of every month.

**Contact:** Joy Kelly at joygaylekelly@gmail.com or call 817-919-0467.

Quilt Retreat is happening as we speak at Compass Centre. We are a small but **“mighty group”**. This retreat has been a tradition for so many years!



The Compass Centre Shoppe

We calculated that the founders of our guild came to Compass Center for the first time in 2006. Our guild needs to address why we don't have more participation to retreats. Is it a yearly event we should eliminate?

Many beautiful quilts and projects are being created.



Spring Retreat is at Red Boot scheduled for Feb 29th, March 1st, 2nd, 3rd at Red Boot Retreat in Hillsboro. We hope that we have more join us for that retreat.



## AUGUST BLOCK OF THE MONTH

Cutting one Sun Flower block. The hand out at the meeting gives cutting instructions for four. Finishes 10" (10 1/2)

A Background

B,C, D and G Sunflower Petal (B yellow) (C darker yellow), (D darker yellow) and (G shown as yellow print)

E,F,H & I Four different browns for Flower Seed Face

Pattern calls for 9 colors.

Note that the cutting directions from Fort Worth Fabric Studio makes enough for FOUR blocks.

For one block

A cut eight 3" X 1.75" rectangles and sixteen 1.75" squares

B cut four 3" X 1.75" rectangles and four 1.75" squares

C cut four 3" X 1.75" rectangles

D cut eight 1.75" squares

E,F,H and I—from each cut one 3" square

G cut four 3" X 1.75" rectangles

COMPLETE DIRECTIONS ON NEXT PAGE.



# AUGUST BLOCK OF THE MONTH

## Fort Worth Fabric Studio's *Absolute Autumn* QUILT



### Sunflower Blocks

General Instructions:

**IMPORTANT:** All seams are SCANT 1/4" for this block. RST= right sides together. Press seams as preferred.


Fabrics:

- A (32) 3" X 1.75" rectangles and (64) 1.75" X 1.75" squares
- B (16) 3" X 1.75" rectangles and (16) 1.75" X 1.75" squares
- C (16) 3" X 1.75" rectangles
- D (32) 1.75" X 1.75" squares
- E, F, H, I (4) 3" X 3" squares
- G (16) 3" X 1.75" rectangles

1. Use (48) A 1.75" X 1.75" squares and (16) B, C, G 3" X 1.75" rectangles. Draw lines corner to corner on the back of all A squares. With RST, and stitching on drawn lines, sew A squares to all corners of B, C, and G rectangles as shown. Trim off excess & press. (Fig. 1) Make 16 each of A/B, A/C, and A/G. Using (16) D 1.75" X 1.75" squares and (16) A 3" X 1.75" rectangles, repeat above instructions to make 16 D/A. (Fig. 2)



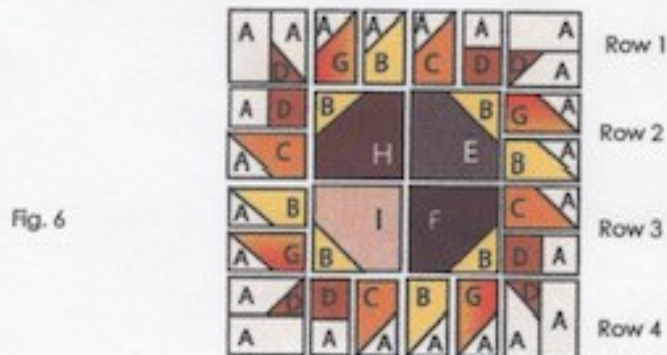
2. Use (16) A & D squares 1.75" X 1.75". Stitch together. (Fig. 3). Make 16 sets. Use (16) A 3" X 1.75 rectangles and (16) D/A sections from step 1. Stitch together as shown. (Fig. 4). Make 16 sets.

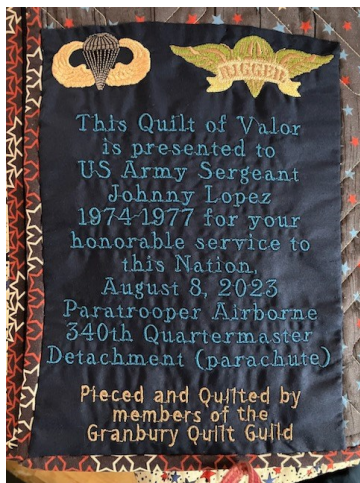


4. Use (16) B 1.75" X 1.75" squares and (4) E, F, H, I - 3" X 3" squares. Draw lines corner to corner on the back of all B squares. With RST, and stitching on drawn lines, sew ONE B square to ONE corner of each E, F, H, I squares as shown. (Fig. 5) Trim off excess & press.



5. Use all completed pieces in steps 1-4 plus remaining (16) A 3" X 1.75" rectangles. Arrange as shown and sew together by rows. Press. **Make 4 blocks.**





Presentation of Quilt of Valor Quilt to US Army Sergeant Johnny Lopez Tuesday August 8th in Fort Worth by our QOV representative, Kathy Cosand

## QUILTS OF VALOR

We will be meeting at Patti's Last Resort on the Wednesday following the Guild meeting. This month that date will be August 23rd.

Thank you to all the members that have put squares together and help us get this group going!

*Kathy Cosand & Gail Olney*



---

### Missing Quilt of Valor Blocks



Several months ago, the Quilt of Valor gals had blocks for our group to take home and finish. It is time to put that quilt together and there are several blocks missing.

Please check your stash and see if the completed blocks, just fabric, whatever is there. If you find anything, please bring to the next meeting, August 21st.

We really appreciate it.

## *Community Service Committee (CSC)*

At our July meeting the following donations were made:

2 NICU quilts  
1 Undesignated  
2 Fleece quilts for Pregnancy Center  
8 CASA quilts

It is important that we keep track of donation quilts. To help facilitate the process, we ask that all members submit their completed quilts along with the donation slip(s) at the monthly meetings. Donation slips can be found at the membership table near where you sign in.

Also, we all enjoy seeing your donation quilts at Show and Tell. There will be a tote marked Community Service available to place your quilts once you have shown your creation to the membership. The CSC will be responsible for the delivery of such quilts. Please be sure to designate on the donation slip if you wish to designate your quilt to a particular charity.

If you want to designate your quilt, below is information on some categories.

Harris Texas Health Resources Neonatal Units:  
(Any and all sizes are greatly appreciated). Preemie quilts (can be pastel or bright colors) 18" square to 36" square. Soft cotton or flannel on top and backing. No batting is needed for quilts using flannel. No tied quilts for these tiny ones. No fleece is allowed in the hospital as fleece can harbor germs even after washing. Isolette covers 36"x46" made with batting. We have been told the quiet darker environment of a covered isolette helps the babies sleep and grow better.

Quilts of Valor: Contact Kathy Cosand and Tracy Rittenour for details.

Nursing Home Throws and Wheelchair Quilts: Suggested sizes for wheelchair 38"-40" wide by 40"-46" long and for lap 50"-55" wide by 60"-70" long.

If you donate an undesignated quilt, we will find homes for any size you make. Twin and larger size quilts can be used for various charities we support as well as disaster relief.

Please remember to save your HOBBS BATTING UPC labels from your batting packages. Our guild can order batting for charity projects at a discounted price through their facility in Waco.

Thank you for your continuing support of our community.  
Kaye Huffman, 817-908-6490, khuffman54@att.net



### **COMMUNITY SERVICE SLIP**

**Name:** \_\_\_\_\_ **Date:** \_\_\_\_\_

**Item:** \_\_\_\_\_  
(i.e. quilt, quilt top, blanket, dog bed, etc.)

**Date item donated:** \_\_\_\_\_

**Donated to:** \_\_\_\_\_  
(name of organization or individual)