



GRANBURY QUILTERS' GUILD NEWS

Volume XXV I Number 9

September 2023

2023 OFFICERS

President:
Joy Kelly
1st VP:
Bonnie Rhoby
Secretary:
Linda Kizer &
Carolyn Hillis
Treasurer:
Darlena Burnett
Parliamentarian:
Linda Keithley

2023 COMMITTEE CHAIRS

Block of the Month
Kathy Tingley
Community Service
Kay Huffman
Quilt of Valor
Kathy Cosand
Gail Olney &
Tracy Rittenour
Door Prizes
Karin Lewis &
Tracy Rittenour
Hospitality
Margaret Hartman &
Betty Laljer
Membership
Sharen Gilleland
Newsletter
Joy Kelly
Spring Retreat
Nancy Marsteller &
Clydene Cooper
Fall Retreat
Glenda Marsh &
Joy Kelly
Show n Tell
Linda Hyde
Sunshine & Shadow
Jamie Skelton
Publicity
Gail Olney
Webmaster
Joy Kelly

Long armers that quilt our donation quilts:

Carolyn Sponsky
Donna Eyre
Darlena Burnett
Jamie Skelton

President's Note . . .

Hi Ladies

Well, there is a glimmer of hope that our weather is going to finally look like fall. Fall brings the holidays, so quilters really start to get busy.

I was asked by The Harvest Moon committee to make a "moon" to be a part of their auction. The "moon" is a 18" diameter piece of wood. Trying to decide what we could do to represent our craft. Had friend cut out a wood sewing machine and thinking about a small quilt under the needle and hanging out and over the front. Any other ideas or suggestions?




We are approaching a new year (2024 is only 17 weekends away!) and we will be having new ladies in many various positions of our Guild. Our Guild is thriving with so many new people with new ideas and new passion—this is what will keep this guild alive. I personally welcome change! When/if the nominating committee calls you about accepting a job, please seriously consider stepping up. Then we have so many committee chairs that have done their jobs for a couple of years and want to step back for a minute. Those jobs need to be filled as well.

Due to unexpected circumstances, Clydene Cooper asked to be replaced for the remainder of this calendar year as treasurer. Please pray that things get a little less chaotic for Clydene and direct all your treasurer questions and requests to Darlena Burnett.

Darlena has graciously accepted stepping up and helping us out for the remainder of this year. Thank you Darlena!

We all want to thank Elias Howe. On Sept 9, 1846 he got a patent for his invention of the first modern lock-stitch sewing machine. I'm sure Elizabeth (his wife) had a lot to do with it, but she doesn't get the credit!



Hope to see everyone Sept. 18th!

Joy Kelly, President

What To Bring:

- ⇒ Name Tag
- ⇒ Show N Tell
- ⇒ \$\$\$ for Door Prize tickets
- ⇒ Block of the Month
- ⇒ Any QOV blocks
- ⇒ Hobbs UPC labels

Go to Facebook, Granbury Quilt Guild. Our Logo is in the lefthand corner and the profile picture is our 2019 raffle quilt. If you are on Facebook, LIKE our page!

<https://www.facebook.com/granburyquiltguild/>



**Guild Meeting– Monday,
September 18th @ 6:00pm
@ United Co Op
320 Fall Creek Hwy**

www.granburyquiltguild.com

Minutes from the August 21st Meeting

Joy welcomed everyone to the meeting. The program was given by Bonnie Rhoby on pressing matters. Excellent job by Bonnie and lots of good information! Thank you, Bonnie!

Bonnie also gave us an update on programs for the next few months. Lots of Good Stuff coming up!

Sharen Gilleland reported 47 members and 6 guest present. Karin and Tracy gave 6 door prizes out. Those ladies always provide GREAT door prizes! Joy asked for the minutes from the July meeting to be approved and seconded. Motion was carried. Also, Joy asked for the July financial report to be approved and seconded. It was approved and seconded.

Kathy Cosand reported they would be at Patti's Retreat on Wednesday to work on Quilts of Valor.

Kathy Tingley reported 19 sunflower blocks were completed. Kathy Cosand won the drawing! Glenda Marsh ask for input on "why timing on retreats could be improved, and why participation is low. It was suggested that a survey could be taken to get some ideas on how timing, cost, and participation could be improved to get more participation and interest from members.

It was also brought up that we need more information from members on what kind of programs they would be interested in, what kind of teachers they would be interested in having to visit our guild, learn new techniques, and getting current information on news from other guilds who have invited different speakers and teachers..

New business included the need for a nominating committee to meet in September. Volunteers are needed for this committee. The committee is made up of the Vice President, the previous year's President and a volunteer. It was noted that quilts for the victims in Maui do not need batting. Meeting was adjourned.

Show and Tell was TERRIFIC! So many beautiful items and ideas were presented, I am truly amazed at the talent we have in Granbury. Keep it up ladies!!

Respectfully submitted by *Linda Kizer, Secretary*



Membership Report

I'm happy to announce our membership continues to grow. We welcomed two (2) New Members in August & were pleased to have six (6) Guests. I'm hoping they will each decide to become Members as well. It's been an exciting year so far to see so many new faces. I'm still trying to learn names, so please be patient & remember to wear your name tags...because they're also trying to learn our names. Please make them feel welcome by encouraging them to serve our guild in some way in the new year. It's one of the best ways to meet & get to know other members. See you next Monday!

Sharen Gilleland Membership Chairperson



Treasurer's Report August 2023



Due to unforeseen circumstances, the treasurer's report will be published in a separate email before the Sept. 18th meeting.

September Program

Carilyn Alarid is from New Mexico, having moved to Stephenville in 2021 to be closer to her grandson. She retired in 2017 after 30 years as a Special Education teacher following a career serving children with behavior issues. She was also certified as a Dyslexia Therapist and has served as president of the Southwest Branch of the International Dyslexia Association.



Carilyn learned to quilt in 2010 or so and has focused on stained glass technique wall-hangings since her retirement. She has participated in the Bosque Arts Quilt show for the last 3 seasons and has won an award at each of the shows. She is looking forward to presenting an overview of the stained glass technique of quilting.

Bonnie Rhoby, Vice President

Linda Hyde picked up a bag at the give away table last month and she discovered an unfinished, partially-pieced quilt (see attached pic). I love it and would like to finish it, but I have no idea what the pattern is supposed to be. Can someone identify this project and maybe she can find the pattern online.



Linda Hyde 817-578-5009

Sunshine and Shadow

If you know of a guild member who is ill and needs a little cheering up, Please contact Jamie Skelton and let her know.

Card sent to Sue Strickland at the loss of her husband.

Jamie Skelton, Sunshine and Shadow Chair



SPRING 2024 – “RED BOOT” QUILTING RETREAT

Co-Hosted by: Nancy Marstiller and Renee Prince

The Guild attended ‘The Red Boot Retreat Center’ for the first time in March 2022, and decided to continue having both a “Spring” and a “Summer” Retreat every year. If you are interested in joining in on all the fun, please start signing up at the September Guild meeting. The dates for next year are February 29th - March 3rd (Thursday noon till Sunday noon). So, mark your calendars now.....The minimum number of attendees to book the Retreat for those dates is 20, with a max occupancy of 30. The spots will fill up fast up, so if you have an interest in attending, please sign up.

If you have not attended a retreat, it is a great way to get to know others in the Guild. Sometimes we have contests, play fun games, eat way too much food, but basically just have a little fun and sew all day and all night if you want to.

Here is some of the basic information about the RED BOOT Retreat Center:

RED BOOT is located out in the country and is a little west of Hillsboro. It should take you about 1.5 hours to get there.

The Cost is \$305 per person, including tax, which includes 8 meals. (Yea, no cooking!)

I will have a sign-up sheet at the September meeting and/or if you are interested in participating, please call or email me so I can add your name to the list. Currently, we just need to see how many people have an interest in attending. This is not a formal commitment. We will finalize the attendee list in December and ask for a deposit of \$100 to hold your spot. The final payment of \$205 will be due in January. (Or if you want to pay in full (\$305), we can accept your check anytime, payable to the Guild.)

If you have specific questions now, call or text me (Nancy Marstiller) at (512) 461-1461.



Here is the information that we have for quilts being collected for folks in Maui. They don't want the quilts heavy so their suggestion is quilt top, backing and a layer of muslin or then cotton. No batting. Size 50" x 60" or larger.

Granbury Quilters' Guild meets on the third Monday of the month at 6:00 pm at the United Co-Op, 320 Fall Creek Hwy, Granbury. Membership is open to anyone interested in quilts and quilting. Annual Dues are \$25 per calendar year (+ \$5 if newsletter can't be electronically sent monthly). Guests may attend two meetings before joining.

Newsletter Ad rates: Business card: \$5; 1/4 page: \$10; 1/2 page: \$20; Full page: \$30

Deadline is the 5th of every month.

Contact: Joy Kelly at joygaylekelly@gmail.com or call 817-919-0467.

AUGUST BLOCK OF THE MONTH

Please note that square C, only cut 2 and it makes 8 pieces and square D, only cut 4 and it makes 8 pieces.


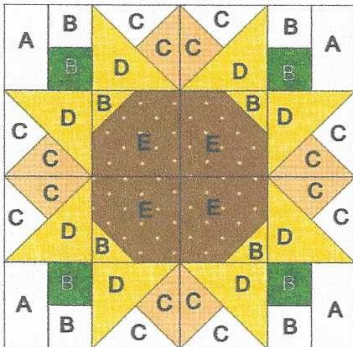


YouTube.com/CarolThelen


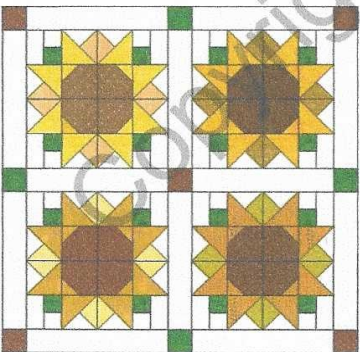
The Five Oaks Retreat

Brenham Texas

Block A Day 2023
0321 Sunflower 12"





Quilt Engineering
Learn how to design and plan blocks, quilts, and fabric requirements with our simple Quilting Apps. Scan the code.


Cutting Diagrams

1.5" x 3" Fin Rectangle
A



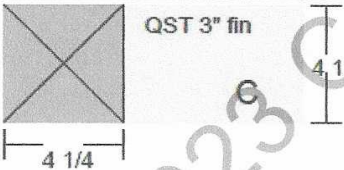
3 1/2

1.5" Fin Square
B




2

QST 3" fin
C




4 1/4

HST 3" Fin
D



3 7/8

3" Fin Square
E




3 1/2

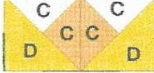
Patch Count

- 4 patches
- AccuQuilt**
6" Qube Shape 8
- 4 patches
- 4 patches
- AccuQuilt**
55702 or 55022 or 55073 or
6" Qube Shape 2
- 8 patches
- 8 patches
- AccuQuilt**
55396 or 55704 or
6" Qube Shape 4
- 8 patches
- AccuQuilt**
55009 or 55703 or
12" Qube Shape 5 or
6" Qube Shape 3
- 4 patches
- AccuQuilt**
55006 or 55701 or
6" Qube Shape 1

With patch E and the yellow patch B squares, use the Stitch and Flip or Folded Corner Clipper method to make the units shown. Make 4.



With the C and D patches, sew the units shown. Make 4.



Refer to the diagram to complete block assembly.

Copyright © 2023 Carol Thelen

2852 Five Oaks Ln
Brenham TX 77833

TheFiveOaksRetreat.com
Carol@QuiltNotes.com

QUILTS OF VALOR

We will be meeting at Patti's Last Resort on the Wednesday following the Guild meeting. This month that date will be September 20th.

Thank you to all the members that have put squares together and help us get this group going!



Kathy Cosand , Gail Olney & Tracy Rittenour



Missing Quilt of Valor Blocks



Several months ago, the Quilt of Valor gals had blocks for our group to take home and finish. It is time to put that quilt together and there are several blocks missing.

Please check your stash and see if the completed blocks, just fabric, whatever is there. If you find anything, please bring to the next meeting, August 21st.

We really appreciate it.



COMMUNITY SERVICE SLIP

Name: _____ Date: _____

Item: _____
(i.e. quilt, quilt top, blanket, dog bed, etc.)

Date item donated: _____

Donated to: _____
(name of organization or individual)

Community Service Committee (CSC)

In the month of August the following donations were made:

13 NICU quilts
NICU caps

53 Undesignated
Fabric for Quilts of Valor and CASA

2 Quilts of Valor

It is important that we keep track of donation quilts. To help facilitate the process, we ask that all members submit their completed quilts along with the donation slip(s) at the monthly meetings. Donation slips can be found at the membership table near where you sign in (previous page in this newsletter). Also, we all enjoy seeing your donation quilts at Show and Tell. There will be a tote marked Community Service available to place your quilts once you have shown your creation to the membership. The CSC will be responsible for the delivery of such quilts. Please be sure to designate on the donation slip if you wish to designate your quilt to a particular charity. If you want to designate your quilt, below is information on some categories.

Harris Texas Health Resources Neonatal Units:

(Any and all sizes are greatly appreciated). Preemie quilts (can be pastel or bright colors) 18" square to 36" square. Soft cotton or flannel on top and backing. No batting is needed for quilts using flannel. No tied quilts for these tiny ones. No fleece is allowed in the hospital as fleece can harbor germs even after washing. Isolet covers 36"x46" made with batting. We have been told the quiet darker environment of a covered isolette helps the babies sleep and grow better.

Quilts of Valor:

Contact Kathy Cosand, Gail Olney and Tracy Rittenour for details.

Nursing Home Throws and Wheelchair Quilts:

Suggested sizes—wheelchair 38"-40" wide by 40"-46" long and
Lap quilt 50"-55" wide by 60"-70" long

Ada Carey Women's and Children's Shelter:

Will accept any size up to 50x65 (throw size). Any size from a small quilt to wrap their upper body in up to a throw size. Children's quilts do not have to be fancy. Please make them in bright, child appropriate fabrics. They will be dragged around, machine washing and loved to pieces. Quilts for women as well as children appreciated. They often come in with nothing and giving them something of their own to snuggle in is so appreciated. These quilts should have no label.

If you donate an undesignated quilt, we will find homes for any size you make. Twin and larger size quilts can be used for various charities we support as well as disaster relief.

Please remember to save your HOBBS BATTING UPC labels from your batting packages. Our guild can order batting for charity projects at a discounted price through their facility in Waco.

Thank you for your continuing support of our community. Your generosity is so admirable.

Kaye Huffman, 817-908-6490, khuffman54@att.net