



GRANBURY QUILTERS' GUILD NEWS

Volume XXV I Number 12

December 2023

2023 OFFICERS

President:
Joy Kelly
1st VP:
Bonnie Rhoby
Secretary:
Linda Kizer &
Carolyn Hillis
Treasurer:
Darlena Burnett
Parliamentarian:
Linda Keithley

2023 COMMITTEE CHAIRS

Block of the Month
Kathy Tingley
Community Service
Kay Huffman
Quilt of Valor
Kathy Cosand
Gail Olney &
Tracy Rittenour
Door Prizes
Karin Lewis &
Tracy Rittenour
Hospitality
Margaret Hartman &
Betty Laljer
Membership
Sharen Gilleland
Newsletter
Joy Kelly
Spring Retreat
Nancy Marstiller &
Renee Prince
Fall Retreat
Glenda Marsh &
Joy Kelly
Show n Tell
Linda Hyde
Sunshine & Shadow
Jamie Skelton
Publicity
Gail Olney
Webmaster
Joy Kelly

Long armers that quilt our donation quilts:

Carolyn Sponsky
Donna Eyre
Darlena Burnett
Jamie Skelton

President's Note . . .

Hi Ladies

My favorite time of the year is here!! I love Christmas—all that it means and the love and good cheer celebrated by all! Busy month for us all.

Looking forward to our Christmas get together on December 18th. The guild will furnish the meat—everyone please remember to bring your favorite side dish to pass.

Bonnie will have the Texas shape for all those interested in doing the AQPS Challenge. Bring your fabric or a large piece of paper to trace the shape.

Looking forward to a great year next year for our guild. I love the idea of so many new members with new ideas and suggestions. We can all learn a lot from each other.

May CHRISTMAS shine brightly in your home and in your heart!

Joy Kelly, President



Happy December Y'all,
You are cordially invited to our annual Grand Gala Event.

There will be lots of food (as long as you bring it 😊); games with prizes, and great fellowship for all. **Turkey and ham will be provided.**

What to Bring

1. Your favorite food or dessert to share (Please bring a serving utensil)
2. Wear festive holiday attire (you may be voted Gala Queen)
3. A bag of buttons for Quilt Bingo
4. Items for Show and Tell

Hope to see everyone there!!

Texas Quilt Challenge information

The Texas pattern will be at the meeting for anyone who still needs to make a pattern copy. Bring paper large enough to cover 36x36. 40x40 is a good size. You can tape paper together.

Bonnie Rhoby, Vice President



What To Bring:

- ⇒ Name Tag
- ⇒ Dish to Pass
- ⇒ Show N Tell
- ⇒ \$\$\$ for Door Prize tickets
- ⇒ Block of the Month
- ⇒ Hobbs UPC labels

Go to Facebook, Granbury Quilt Guild. Our Logo is in the lefthand corner and the profile picture is our 2019 raffle quilt. If you are on Facebook, LIKE our page!
<https://www.facebook.com/granburyquiltguild/>



**Guild Meeting– Monday,
December 18th @ 6:00pm
@ United Co Op
320 Fall Creek Hwy**

www.granburyquiltguild.com

Minutes of Granbury Quilt Guild November 13, 2023

Meeting was called to order by President Joy Kelly at 6:30pm.

Since the directory was passed out in March of this year, our membership has more than doubled. We love that!! An updated spreadsheet with all the members information and that is available for all. Membership forms for 2024 are available at the membership desk. You can fill it out tonight or fee free to take one home and bring it back to the December meeting.

Call on Sharen, Membership. There were 52 members present and 4 guests. Guest were Diane Pajaj, Sheila Smith, Treva Starnes, & Tricia Rancleave. Winners of membership drawings were Linda Brazley, Pam Frye, Karen Alexander, Karin Lewis and Barbara Fowler. Call on Karin Lewis, Door Prizes. Winners were Joy Kelly, Nancy Marsteller, Tricia Rancleave, Kathy Cosand and Kay Huffman.

Bonnie introduces our guest, Sue Hickman, via ZOOM. "Patriotism Quilted" Sue lives in Virginia and her passion is patriotic quilt designs. She gave a very informative and moving presentation.

Motion was made by Annette, seconded by Sally to approve the minutes from October meeting. Motion was made by Linda Keithley, seconded by Margaret Hartman to approve the Treasurers report from October. Both were approved by the majority present.

Still looking for someone that wants to volunteer for our secretary for 2024. Linda Kizer has volunteered to be the backup for the secretary.

This is the year for us to have a raffle quilt. Kathy Cosand has completed a quilt and wants to donate it as our raffle quilt.

Slate of 2024 Board of Directors
President Joy Kelly
Vice President Bonnie Rhoby
Secretary Angie Walters—backup Linda Kizer
Treasurer Darlena Burnett
Parliamentarian Linda Keithley

Board to be voted on by the majority at next months meeting.

Thank you note from Stephanie Edson with the Harris NICU unit was read. They need crochet hats for this tiny babies—the size of a lemon! Quilt bee meets every Wednesday at Patti's Last Resort. Quilts of Valor meet at Patti's the Wednesday following our meeting, next meeting, November 15th.

Committee Chair reports: Quilts of Valor—Kathy Cosand reported that they have given out 3 quilts this month. They are all caught up. Nominees are needed. Block of the Month—Carolyn Sponsky showed the stocking for this month. Winner of the Christmas tree blocks was Stephanie Mosley. Community Service—Kay Huffman reported that she passed out 12 pieces to the NICU, 2 quilts to the QOV, 3 to the Hood County Sheriff's dept and 16 to local nursing homes and care centers. Retreat—Nancy Marsteller reports that we have 30 signed up. Dates are 2/29/24-3/1/24. Show and Tell was presented. 17 members showed their beautiful quilts.

Meeting was adjourned.

Respectfully submitted by *Glenda Marsh for Linda Kizer, Secretary*

Membership Report

October's meeting we had 3 Guests & 48 Members present. It was pretty much a "full house", but I would love to see even more of you at the meetings. We are continuing to enjoy getting to know all our new members & some very informative programs.

Once again, PLEASE wear your name tags. As a member, it allows you to be eligible for the attendance door prize. No name tag, no pink ticket. No chance to win. Looking forward to see lots of you & your name tags at our December meeting, next Monday.

Sharen Gilliland, Membership Chair

Treasurer's Report

November 2023



Beginning Balance:

Operating Account	11,899.71	
Savings Account	5,042.07	
TOTAL		\$16,941.78

Revenues:

Interest	.83	
Deposit—Retreat	1,525.00	
Deposit—Retreat	460.00	
Deposit—Retreat	500.00	
Deposit—Retreat	1,925.00	
Deposit—Quilts of Valor	100.00	
Deposit—Membership	50.00	
TOTAL		4,560.83

Expenses:

Joy Kelly—Membership	38.38	
Sue Hickman—Program	75.00	
Brittany Meagher—Program	36.28	
Kathleen Cosand—QOV	442.43	
Gail Olney—QOV	250.99	
Red Boot Retreat—Retreat	200.00	
TOTAL		1,043.08

Ending Balance:

Operating Account	15,426.63	
Savings Account	5,042.90	
TOTAL		\$20,459.53



Granbury Quilters' Guild meets on the third Monday of the month at 6:00 pm at the United Co-Op, 320 Fall Creek Hwy, Granbury. Membership is open to anyone interested in quilts and quilting. Annual Dues are \$25 per calendar year (+ \$5 if newsletter can't be electronically sent monthly). Guests may attend two meetings before joining.

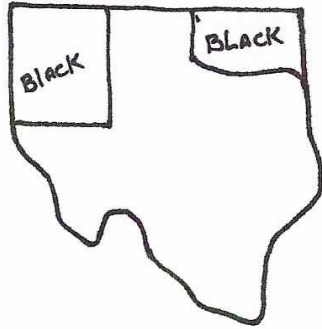
Newsletter Ad rates: Business card: \$5; 1/4 page: \$10; 1/2 page: \$20; Full page: \$30

Deadline is the 5th of every month.

Contact: Joy Kelly at joygaylekelly@gmail.com or call 817-919-0467.

AQS ULTIMATE GUILD CHALLENGE 2024

AQS ULTIMATE GUILD CHALLENGE 2024
for THE
GRANBURY Quilter's Guild



EVERYONE IS WELCOME to enter. You CAN WORK INDEPENDENTLY, OR COME TO SCHEDULED SEW-INS, where we will learn, share, and ENCOURAGE EACH OTHER.

* IF USING PHOTOS TO REPRODUCE IMAGES) IF THEY ARE NOT YOUR OWN IMAGES, YOU MUST HAVE WRITTEN PERMISSION FROM THE PERSON TAKING THE IMAGE.

Copy right ^{free} IMAGES are good to use.

MUST BE PHOTO
READY BY MARCH
18, 2024


TEXAS "WILD AND FREE"

SIZE: 32" W X 42" L

RULES:

- * NOT LOOKING FOR SMALL ICONIC IMAGES PLACED IN DIFFERENT AREAS OF THE STATE.
- * EXAMPLES THAT ARE "WILD & FREE"
 - TEXAS NATIVE
FLOWERS, BIRDS, BUTTERFLYS, BUGS, ANIMALS, SNAKES ...
 - LANDSCAPES, RIVERS
 - COWBOYS & LONGHORNS
- * CAN DO DIFFERENT STYLES OF APPLIQUE', BEADING, EMBROIDERY, RIBBON EMBROIDERY, PAINTING, THREAD PAINTING ETC.
ALL EMBELISHMENTS MUST BE SECURELY TIED DOWN, NOTHING DANGLING DOWN LOOSE.
- * IMAGES NEED TO BE OF A SCALE TO FIT THE SPACE.
SPILL OVER INTO THE BLACK AREAS, BUT NOT OVER POWER THE BLACK.
- * NO BINDING
TOP FABRIC WILL BE TURNED TO THE BACK AND RAW EDGE COVERED WITH A FINISHED STRIP OF FABRIC
- * BACKING WILL BE BLACK
- * QUILTING - EACH INDIVIDUAL CAN STITCH OR QUILT ONLY ONE CHALLENGE QUILT

DECEMBER BLOCK OF THE MONTH

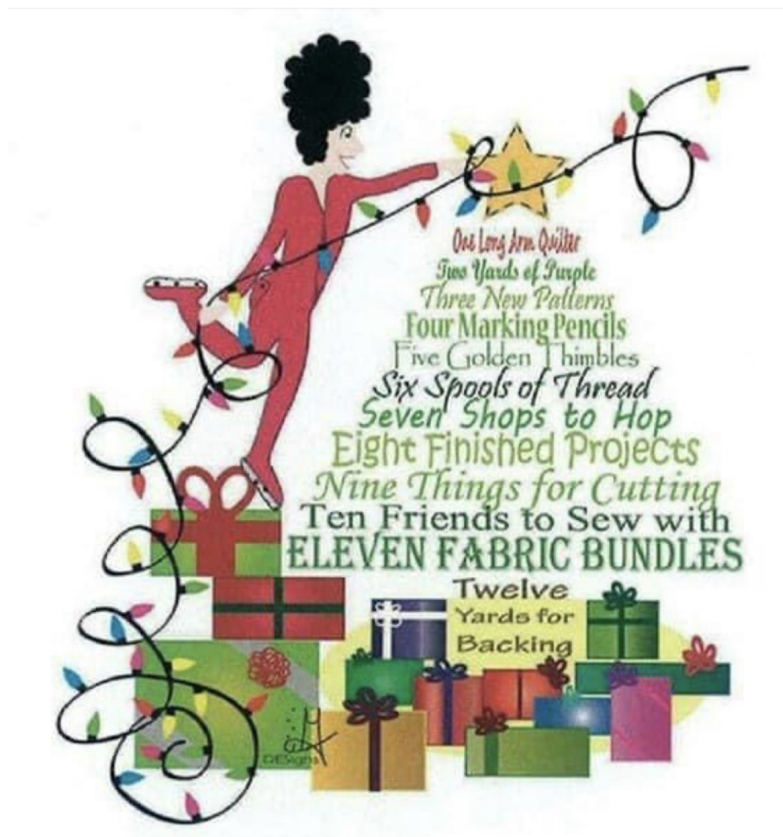


Sew A to C Snowball toes and heel on B Sew AC unit to B
 Sew E, F and G Sew H to A B C Sew E F G unit to top of A C B Unit
 Anyplace you have white overhang, trim off
 The center of your stocking block at this point should be about 9" tall and including H, about 8 1/2" wide. It's ok if you're a little small because the background pieces are cut oversize. The goal is to have a 10 1/2" block so that it can be used with the Christmas Package and the Christmas Tree blocks. Sew the 2 J pieces to the top and bottom, then the I to the left side. After a good press trim block down to 10 1/2". Make one sample block before you cut several.

DECEMBER BLOCK OF THE MONTH



Thank you, *Kathy Tingley*, Block of the Month Chair



SPRING 2024 – “RED BOOT” QUILTING RETREAT

Co-Hosted by: Nancy Marsteller and Renee Prince



PLEASE NOTE:

We have 30 people signed up for the SPRING Retreat, and we have received deposits from 20 Ladies of \$100 each to hold their spots.

If you are still interested in attending, we need your \$100 at the December meeting, or no later than the end of the year. Checks should be made payable to the Guild.

If you are still interested in attending, please add your name to the “standby list” at the December meeting, as we may have a last-minute opening.

The Guild attended ‘The Red Boot Retreat Center for the first time in March 2022, and decided to continue having both a “Spring” and a “Summer” Retreat every year.

The dates for next year are February 29th - March 3rd (Thursday noon till Sunday noon). So, block your calendars now.....

If you have not attended a retreat, it is a great way to get to know others in the Guild. Sometimes we have contests, play fun games, eat too much food, but just have a little fun and sew all day, and all night, if you want to.

Here is some of the basic information about the RED BOOT Retreat Center:

RED BOOT is located out in the country and is a little west of Hillsboro. It should take you about 1.5 hours to get there.

The Cost is \$305 per person, including tax, which includes 8 meals. (Yea, no cooking!)

We will finalize the attendee list in December and ask for a deposit of \$100 to hold your spot. The final payment of \$205 will be due in January. (Or, if you want to pay in

QUILTS OF VALOR

There will not be a meeting of the Quilts of Valor this month. Next scheduled meeting will be January 17, 2024. MERRY CHRISTMAS! Thanks to all who have helped make this a great project! A special thanks to Gail Olney for all her extra efforts!

Kathy Cosand, & Gail Olney



COMMUNITY SERVICE SLIP

Name: _____ Date: _____

Item: _____
(i.e. quilt, quilt top, blanket, dog bed, etc.)

Date item donated: _____

Donated to: _____
(name of organization or individual)

Community Service Committee (CSC)

In the month of November the following donations were made:

1 NICU quilts
11 Undesignated
3 Quilts of Valor
2 Dog Beds

It is important that we keep track of donation quilts. To help facilitate the process, we ask that all members submit their completed quilts along with the donation slip(s) at the monthly meetings. Donation slips can be found at the membership table near where you sign in. Also, we all enjoy seeing your donation quilts at Show and Tell. There will be a tote marked Community Service available to place your quilts once you have shown your creation to the membership. The CSC will be responsible for the delivery of such quilts. Please be sure to designate on the donation slip if you wish to designate your quilt to a particular charity.

If you want to designate your quilt, below is information on some categories.
Harris Texas Health Resources Neonatal Units:

(Any and all sizes are greatly appreciated). Preemie quilts (can be pastel or bright colors) 18" square to 36" square. Soft cotton or flannel on top and backing. No batting is needed for quilts using flannel. No tied quilts for these tiny ones. No fleece is allowed in the hospital as fleece can harbor germs even after washing. Isolette covers 36"x46" made with batting. We have been told the quiet darker environment of a covered isolette helps the babies sleep and grow better.

Quilts of Valor: Contact Kathy Cosand and Gail Olney for details.

Nursing Home Throws and Wheelchair Quilts: Suggested sizes for wheelchair 38"-40" wide by 40"-46" long and for lap 50"-55" wide by 60"-70" long.

Ada Carey Women's and Children's Shelter—Will accept any size up to 50x65 (throw size). Any size from a small quilt to wrap their upper body in up to a throw size. Children's quilts do not have to be fancy. Please make them in bright, child appropriate fabrics. They will be dragged around, machine washing and loved to pieces. Quilts for women as well as children appreciated. They often come in with nothing and giving them something of their own to snuggle in is so appreciated. These quilts should have no label.

If you donate an undesignated quilt, we will find homes for any size you make. Twin and larger size quilts can be used for various charities we support as well as disaster relief.

Please remember to save your HOBBS BATTING UPC labels from your batting packages. Our guild can order batting for charity projects at a discounted price through their facility in Waco.

Thank you for your continuing support of our community. Your generosity is so admirable.

Kaye Huffman, Community Service 817-908-6490, khuffman54@att.net

