



GRANBURY QUILTERS' GUILD NEWS

Volume XXV II Number 2

February 2024

2024 OFFICERS

President:
Joy Kelly
1s VP:
Bonnie Rhoby
Secretary:
Angie Walters &
Linda Kizer
Treasurer:
Darlena Burnett
Parliamentarian:
Linda Keithley

2024 COMMITTEE CHAIRS

Block of the Month
Kathy Tingley
Community Service
Trisha Lenz &
Rae Ellen Willming
Quilt of Valor
Kathy Cosand
Gail Olney
Door Prizes
Linda Keithley &
Angie Walters
Hospitality
Jill Henriksen &
Mary Ann Schiller
Membership
Sharen Gilleland
Welcome Committee
Barbara Fowler
Newsletter
Joy Kelly
Spring Retreat
Nancy Marstiller &
Renee Prince
Fall Retreat
Glenda Marsh &
Joy Kelly
Show n Tell
Linda Hyde
Sunshine & Shadow
Theresa Nunn
Publicity
Nancy Marstiller
Webmaster
Joy Kelly
Harvest Moon Chairs

President's Note . . .

Hi Ladies

Our scheduled January meeting was cancelled because of a sudden winter event with the possibilities of ice on the roads. We decided to caution on the side of all of us being safe. It is amazing what missing one month does. It feels like its been forever since we have been together!

With the start of the year, we are welcoming many new and old faces back to our Guild. We hope that we all learn something from our various programs and possible workshops. The Guild has an open bee on Wednesdays at Patti's Last Resort from 9:00am—3:00pm. The Wednesday following the guild meeting, the QOV meets along with the Bee. We have some ladies that bring their current projects and machines and then there are a few doing hand work.

In years pasts, we gave the members a directory passed out in March or April with all the members contact information along with a copy of the By-Laws and Standing rules. We grew so much last year, it was hard to keep up with the new members information. We averaged 6 new members every month! In lieu of the directory, we are going to try to hand out a spreadsheet with all the members information several times during the year. The By-Laws and Standing Rules are available on our website. I'm going to try to figure out how to put the membership information in a locked format in the website. Once that is accomplished, I will share the password with the membership.

Granbury hosts a Harvest Moon Festival in the fall. In the past, our guild has participated. We get a booth and sell various products made by our members. We need to make the decision **now** if we want to participate this year. This festival takes a lot of work for the committee and a lot of volunteer hours from our members. Any volunteers that would like to head up this committee? Bonnie has worked hard to get some of us out of our box to participate in the AQS Challenge. Our "Texas Challenge" must be mostly done for pictures to be taken on March 18th.

Looking forward to seeing everybody next Monday, February 19th.

Joy Kelly, President



What To Bring:

- ⇒ Name Tag
- ⇒ Show N Tell
- ⇒ \$\$\$ for Door Prize tickets
- ⇒ Block of the Month
- ⇒ Hobbs UPC labels

Long armers that quilt our donation quilts:

Carolyn Sponsky
Donna Eyre
Darlena Burnett
Jamie Skelton

Go to Facebook, Granbury Quilt Guild. Our Logo is in the lefthand corner and the profile picture is our 2019 raffle quilt. If you are on Facebook, LIKE our page!

<https://www.facebook.com/granburyquiltguild/>



**Guild Meeting– Monday,
February 19th @ 6:00pm
@ United Co Op
320 Fall Creek Hwy**

www.granburyquiltguild.com

Email: quiltguildofgranbury@gmail.com ~ Website:
www.granburyquiltguild.com




Hi everyone! Happy heart month

I have some several great speakers lined up for this year! This month is a real live, in person speaker, Robyn Gotch, from Glen Rose. Her information is below. MARCH is a zoom lecture with Sue Cortese from Michigan. She will be sharing "My journey to Indigo/Shibori". More about other upcoming events next newsletter.

JULY MEETING: We will be having a Swap meet and potluck. You can sell, trade, or just give away, it's all up to you. So start thinking about what you want to get out of your studio. I will have a sign up sheet, in May, so you can reserve a table.

Texas Quilt Challenge information - The Texas pattern will be at the meeting for anyone who still needs to make a pattern copy. Bring paper large enough to cover 36x36. 40x40 is a good size. You can tape paper together.

Happy Sewing 

Bonnie Rhoby, Vice President

From Kits to Custom

This is a very well-received trunk show/presentation that focuses on the way I approach quilting. As many know, I tend to like doing things my own way, so why not be unique? The focus of this presentation is on all the fun ways to put your own stamp on a project, or start from scratch and do a one-of-a-kind quilt. It is not as hard as you think.

Lots of different types of quilts will be shared: Porch quilts, Mystery quilts, Scrap quilts, Row by Row and more!

The presentation includes dozens of quilts that tell stories and act as examples of ways to make even the simplest quilts your own. I go into detail on my own process of creating interesting and fun projects.

Also, if you want to share my Facebook page, please feel free. I am happy to answer any questions. <https://www.facebook.com/groups/quiltingandsewingwithrobyn>

Robyn Gotch

Long-Arm Quilting and Custom Sewing
817-933-5009
robyn@gotch.co
www.gotch.co



Minutes of Granbury Quilt Guild December 18, 2023

(no meeting in January—no minutes)

Meeting was called to order by President Joy Kelly at 6:30pm.

Lets get some of the essential stuff out of the way. Did everyone read last months minutes in the newsletter? Janie Narducci made a motion to approve and Annette Worthington seconded. All approved the minutes. Did everyone read last months treasurer report in the newsletter? Motion to approve made by Karen Alexander and seconded by Linda Keithley. All approved the treasurers report.

Introduce the 2024 Board of Directors: Joy Kelly—President
Bonnie Rhoby—Vice President
Angie Walters—Secretary (back up Linda Kiser)
Darlena Burnett—Treasurer
Linda Keithley—Parliamentary

LET’S EAT! As usual, there was abundance of wonderful food. Thank you everyone!

At 7:15, call on Sharen Gilleland, Membership. There were 41 members present and 4 guests. There were six winners of the Membership drawings. Call on Karin Lewis, Door Prizes. Winners were Brittany Meagher, Gail Olney, Joy Kelly, Karen Alexander, Annette Worthington and Tracy R.

Committee Chair reports: Quilts of Valor—Kathy Cosand reported that they have given out to Hood County Judge. Thank you note received from WWII veteran who received a QOV. Block of the Month—Kathy showed 9 stocking blocks that were turned in. Won by Linda Keithley. Next months block is “Birds in the Air”. Community Service—Kay Huffman was not present. Several NICU quilts and NICU knitted baby hats were collected to be taken to Jane Lane before Christmas. Retreat— Nancy Marstiller reports that we have 30 signed up. Dates are 2/29/24-3/1/24. \$305.00 UFO winners for 2023. There was \$195.00 turned in this year. Laura James—1st; Marsha Gilbert—2nd and Gail Olney—3rd. Discussion about the definition of a “finished” object. UFO doesn’t specify that it must be a quilt. Three layers, show ready finished? Linda is going to have the UFO project again for 2024. Start bringing your lists and \$1 for each unfinished project. Finish your projects throughout the year and will be eligible for the drawing next December.

Bonnie started the quilting Bingo games. Several winners. All seemed to have fun. Show and Tell was presented. The talent of our members is unbelievable.

Meeting was adjourned.

Merry Christmas and Happy New Year to all.....

Respectfully submitted by *Glenda Marsh for Linda Kizer, Secretary*



Membership Report

At our December meeting we had 4 Guests & 41 Members present.

Once again, PLEASE wear your name tags. As a member, it allows you to be eligible for the attendance door prize. No name tag, no pink ticket. No chance to win.

2024 Membership form is attached to this newsletter. \$25.00 check made out to

Granbury Quilt Guild. Bring completed form and check to our next Guild meeting, Feb 19th.

Sharen Gilliland, Membership Chair



Treasurer's Report for December 2023 & January 2024

Beginning Balance December:

Operating Account	15,616.63
Savings Account	5,042.90

TOTAL	\$20,659.53
--------------	--------------------

Revenues:

Interest	.86
Deposit—Membership	265.00

TOTAL	265.86
--------------	---------------

Expenses:

Joy Kelly—Program	53.61
Cash for UFO Challenge	193.00

TOTAL	246.61
--------------	---------------

Ending Balance:

Operating Account	15,625.02
Savings Account	5,043.76

TOTAL	\$20,678.78
--------------	--------------------



Beginning Balance January:

Operating Account	15,635.02
Savings Account	5,043.76



TOTAL	\$20,678.78
--------------	--------------------

Revenues:

Interest	.85
Deposit—Membership	300.00
Retreat	3,210.00
Donation for QOV	100.00

TOTAL	3,610.85
--------------	-----------------

Expenses:

Refund Retreat	100.00
Refund Membership	25.00
Bonnie Rhoby-Christmas Party	158.05
Beth Ann Williams April Program	250.00
Red Boot—Deposit	200.00

TOTAL	733.05
--------------	---------------

Ending Balance:

Operating Account	18,511.97
Savings Account	5,044.61

TOTAL	\$23,556.58
--------------	--------------------

Lucy Esposito is at it again! Refurbishing antique quilts. She has a couple that she would like to auction off next Monday night with all the proceeds going to the women's shelter. If interested, bring your check book to the February 19th meeting.



This one is dated 1865 along with an appraisal sheet in the amount of \$700



2024 UFO Project Challenge

For the 2024 UFO Project please bring your UFO List along with \$1 for each project to the February meeting. Hopefully these are the projects you have already started and have not completed. For your name to go in the pot for drawing in December the named project must be finished. If you have made a wall hanging it needs to have a sleeve. If it is a gift it should have a label. Mostly it must be finished. It must also be brought to show and tell and shown to the members.

Linda Keithley



QUILTS OF VALOR

The QOV will be making a presentation this Thursday @ 9 am at the Courthouse on the square.

The QOV will meet on February 21st at Patti's Last Resort from 9am—3pm.

The QOV block for 2023 is the Ohio Star. Anyone can make these on your own and donate them either to our Granbury guild or mail them directly to Quilts of Valor.

<https://www.qovf.org/wp-content/uploads/2024/01/2024-Special-Ohio-Star-Block-and-Quilt-final.pdf>

Thank you all for your support to this worthwhile cause!

Kathy Cosand & Gail Olney



Sunshine and Shadow

If you know of a guild member who is ill and needs a little cheering up, Please contact Theresa Nunn and let her know. Theresa's contact info: 804-832-3388; tnunn87@gmail.com

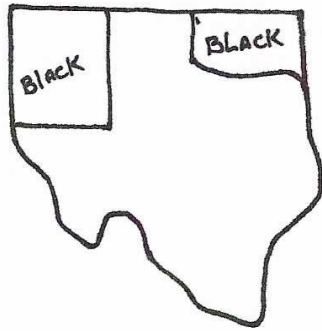
No cards were sent in January.

Theresa Nunn, Sunshine and Shadows Chair



AQS ULTIMATE GUILD CHALLENGE 2024

AQS ULTIMATE GUILD CHALLENGE 2024
for THE
GRANBURY Quilter's Guild



EVERYONE is welcome to enter. You CAN WORK INDEPENDENTLY, or come to SCHEDULED SEW-INS, where we will learn, share, and ENCOURAGE EACH other.

* IF USING photos to REPRODUCE IMAGES) IF THEY ARE NOT YOUR OWN IMAGES, you MUST HAVE written permission from the PERSON taking the image.

Copy right ^{free} images are good to use.

MUST BE PHOTO
READY by MARCH
18, 2024

TEXAS "WILD AND FREE"

SIZE: 32" w X 42" L

Rules:

- * Not Looking for small iconic images placed in different areas of the state.
- * Examples that are "Wild & Free"
 - TEXAS NATIVE
Flowers, Birds, Butterflies, Bugs, animals, SNAKES ...
 - LANDSCAPES, Rivers
 - Cowboys & Longhorns
- * CAN DO DIFFERENT styles of Applique, BEADING, embroidery, ribbon embroidery, painting, thread painting etc.
ALL EMBELISHMENTS MUST BE SECURELY TIED DOWN, NOTHING DANGLING DOWN LOOSE.
- * IMAGES NEED to be of a scale to fit the space.
Spill over into the Black areas, but Not over power the Black.
- * NO Binding
Top fabric will be turned to the back and raw EDGE covered with a finished strip of fabric
- * Backing will be black
- * Quilting - EACH INDIVIDUAL CAN stitch or quilt ONLY ONE challenge quilt

FEBRUARY BLOCK OF THE MONTH

The January block will be turned in at the February 19th meeting.

I know many members are busy working on Challenges, but if anyone feels like they need to make a February BOM, then use the same pattern as January—using solid navy blue for background and solid white for small triangles. If winner doesn't choose to use them, perhaps they will work nicely into a scrappy Quilt of Valor. Each of the 4 units should measure 6 1/2".

Thank you, *Kathy Tingley*, Block of the Month Chair



Patchwork Square

Free Quilt Block Pattern


BOM January – Granbury Quilt Guild
This is a free pattern from patchworksquare.com.
The website provides 5 pages for the pattern and suggested layout for the blocks.



Birds in the Air





12" finished quilt block

Please make the 4 units 6 1/2". Do not sew together into a 12 1/2" block, so that the winner of these blocks can place the units as they wish.

Fabric Placement



How-to Notes	
	Bisect square on one diagonal
	Seam Allowances
*All seam allowances are 1/4" unless noted otherwise	

1		Background fabric 1 Cut 2 squares 6 7/8" and bisect on one diagonal Cut 6 squares 2 7/8" and bisect on one diagonal
2		Fabric 2 Cut 6 squares 2 7/8" and bisect on one diagonal
3		Fabric 3 Cut 3 squares 2 7/8" and bisect on one diagonal
4		Fabric 4 Cut 3 squares 2 7/8" and bisect on one diagonal

<https://www.patchworksquare.com/mf/birds-in-the-air-quilt-block.pdf?t=1703972416>




Please use medium or medium light camel or tan for background.
Then use 3 different dark fabrics for the contrast.

© Wendy Russell — all rights reserved
<https://www.patchworksquare.com/>

JANUARY BLOCK OF THE MONTH

Patchwork Square
Free Quilt Block Pattern

Birds in the Air



**

Stop here. Don't sew the 4 units into 1 block.
You must make the 4 units for one entry to win blocks.

Stop here. Don't sew the 4 units into 1 block.
You must make the 4 units for one entry to win blocks.

© Wendy Russell — all rights reserved
<https://www.patchworksquare.com/>

Thank you, *Kathy Tingley*, Block of the Month Chair



SPRING 2024 – “RED BOOT” QUILTING RETREAT

Co-Hosted by: Nancy Marstiller and Renee Prince

We have 30 people for the SPRING Retreat.

The Guild attended ‘The Red Boot Retreat Center’ for the first time in March 2022, and decided to continue having both a “Spring” and a “Summer” Retreat every year.

The dates for this year are February 29th - March 3rd (Thursday noon till Sunday noon).



SUMMER 2024—”COMPASS CENTRE” QUILTING RETREAT

Co-Hosted by: Glenda Marsh and Joy Kelly



The Compass Centre Shoppe

We have had poor attendance with our summer retreats in the last couple of years. Before we commit to this annual retreat, we need to discuss why.

Do you not attend the retreat because of
The venue?
The dates?
The price?
Other?

We will have a discussion about this at the February meeting.

PLEASE LET US KNOW YOUR FEELINGS ABOUT THIS YEARLY RETREAT!

If you have not attended a retreat, it is a wonderful way to get to know others in the Guild. Sometimes we have contests, play fun games, eat too much food, but just have a little fun and



Granbury Quilters’ Guild meets on the third Monday of the month at 6:00 pm at the United Co-Op, 320 Fall Creek Hwy, Granbury. Membership is open to anyone interested in quilts and quilting. Annual Dues are \$25 per calendar year (+ \$5 if newsletter can’t be electronically sent monthly). Guests may attend two meetings before joining.

Newsletter Ad rates: Business card: \$5; 1/4 page: \$10; 1/2 page: \$20; Full page: \$30
Deadline is the 5th of every month.
Contact: Joy Kelly at joygaylekelly@gmail.com or call 817-919-0467.



COMMUNITY SERVICE SLIP

Name: _____ Date: _____

Item: _____
(i.e. quilt, quilt top, blanket, dog bed, etc.)

Date item donated: _____

Donated to: _____
(name of organization or individual)

Community Service Committee (CSC)

In the month of December the following donations were made:

7 NICU quilts
15 knitted hats for NICU
1 Dog Bed

It is important that we keep track of donation quilts. To help facilitate the process, we ask that all members submit their completed quilts along with the donation slip(s) at the monthly meetings. Donation slips can be found at the membership table near where you sign in. Also, we all enjoy seeing your donation quilts at Show and Tell. There will be a tote marked Community Service available to place your quilts once you have shown your creation to the membership. The CSC will be responsible for the delivery of such quilts. Please be sure to designate on the donation slip if you wish to designate your quilt to a particular charity.

If you want to designate your quilt, below is information on some categories.
Harris Texas Health Resources Neonatal Units:

(Any and all sizes are greatly appreciated). Preemie quilts (can be pastel or bright colors) 18" square to 36" square. Soft cotton or flannel on top and backing. No batting is needed for quilts using flannel. No tied quilts for these tiny ones. No fleece is allowed in the hospital as fleece can harbor germs even after washing. Isolette covers 36"x46" made with batting. We have been told the quiet darker environment of a covered isolette helps the babies sleep and grow better.

Quilts of Valor: Contact Kathy Cosand and Gail Olney for details.

Nursing Home Throws and Wheelchair Quilts: Suggested sizes for wheelchair 38"-40" wide by 40"-46" long and for lap 50"-55" wide by 60"-70" long.

Ada Carey Women's and Children's Shelter—Will accept any size up to 50x65 (throw size). Any size from a small quilt to wrap their upper body in up to a throw size. Children's quilts do not have to be fancy. Please make them in bright, child appropriate fabrics. They will be dragged around, machine washing and loved to pieces. Quilts for women as well as children appreciated. They often come in with nothing and giving them something of their own to snuggle in is so appreciated. These quilts should have no label.

If you donate an undesignated quilt, we will find homes for any size you make. Twin and larger size quilts can be used for various charities we support as well as disaster relief.

Please remember to save your HOBBS BATTING UPC labels from your batting packages. Our guild can order batting for charity projects at a discounted price through their facility in Waco.

Thank you for your continuing support of our community.

Trisha Lenz, Community Service 909-238-4179, tandlenz@icloud.com



GRANBURY QUILTER'S GUILD

2024 Member Registration Form

PLEASE PRINT

New _____ Renewing _____ Senior _____ Charter _____

Name _____ Changes to contact information?

Spouse's Name _____

Address _____

City _____ State _____ Zip _____

Home Phone _____ Work Phone _____ Cell _____

Emergency Contact _____

E-mail address _____

Would you like to receive the newsletter by e-mail? Yes _____ No _____

(if no, there is an additional yearly charge of \$5.00)

Birthday (month/day) _____ (year not required)

What is your quilting experience?

Beginner _____ Some quilting experience _____ Intermediate _____ Professional/Master _____

Would you like to:

Serve/help on a committee _____ Be an officer _____ Present a program _____

Arrange a program _____

Do you need transportation to meetings/workshops? _____

Please tell us something about yourself: _____

What kind of programs would you be interested in seeing at guild meetings? _____

What kind of workshops would you participate in? _____

Are you interested in attending the Guild retreat(s)? _____

Feb 29th-March 3rd @ Red Boot. (Currently, there is a waiting list for this retreat.)

Compass Centre is scheduled for August. If this retreat is of interest to you which dates would you prefer (circle your choice)? Early August Mid August Late August

Please make checks payable to Granbury Quilters' Guild. Annual Dues \$25.00

Amount paid _____ Ck # _____ Cash _____ Other _____

Today's Date _____