



GRANBURY QUILTERS' GUILD NEWS

Volume XXV II Number 1

January 2024

2024 OFFICERS

President:
Joy Kelly
1s VP:
Bonnie Rhoby
Secretary:
Angie Walters &
Linda Kizer
Treasurer:
Darlena Burnett
Parliamentarian:
Linda Keithley

2024 COMMITTEE CHAIRS

Block of the Month
Kathy Tingley
Community Service
Trisha Lenz &
Rae Ellen Willming
Quilt of Valor
Kathy Cosand
Gail Olney
Door Prizes
Linda Keithley &
Angie Walters
Hospitality
Jill Henriksen &
Mary Ann Schiller
Membership
Sharen Gilleland
Welcome Committee
Barbara Fowler
Newsletter
Joy Kelly
Spring Retreat
Nancy Marstiller &
Renee Prince
Fall Retreat
Glenda Marsh &
Joy Kelly
Show n Tell
Linda Hyde
Sunshine & Shadow
Theresa Nunn
Publicity
Nancy Marstiller
Webmaster
Joy Kelly
Harvest Moon Chairs

Long armers that quilt our donation quilts:

Carolyn Sponsky
Donna Eyre
Darlena Burnett
Jamie Skelton

President's Note . . .

Hi Ladies

Well, here we are into another year! The Chinese Year of the Wood Dragon. "The Wood Dragon is an extremely creative and curious person that loves to dive into and try their hand in all subjects of life and will usually come up with very original ideas and will put them to good use when they are focused." Our guild is full of extremely creative ladies and this sounds like maybe this is our year to focus on our creativity!

With the start of the year, we are welcoming many new and old faces back to our Guild. We hope that we all learn something from our various programs and possible workshops. The Guild has an open bee on Wednesdays at Patti's Last Resort from 9:00am—3:00pm. The Wednesday following the guild meeting, the QOV meets along with the Bee. We have some ladies that bring their current projects and machines and then there are a few doing hand work.

Granbury hosts a Harvest Moon Festival in the fall. In the past, our guild has participated. We get a booth and sell various products made by our members. We need to make the decision early if we want to participate this year. This festival takes a lot of work for the committee and a lot of volunteer hours from our members.

Joy Kelly, President

We will be exploring Free-Motion Quilting "Finishing It Your Way-Adding design and texture".

Anyone have a program that they would like to see at one of our meetings? Do you have a tip or technique that would helpful for our members? Please contact Bonnie and let her know.

Texas Quilt Challenge information

The Texas pattern will be at the meeting for anyone who still needs to make a pattern copy. Bring paper large enough to cover 36x36. 40x40 is a good size. You can tape paper together.

Bonnie Rhoby, Vie President



What To Bring:

- ⇒ Name Tag
- ⇒ Show N Tell
- ⇒ \$\$\$ for Door Prize tickets
- ⇒ Block of the Month
- ⇒ Hobbs UPC labels

Go to Facebook, Granbury Quilt Guild. Our Logo is in the lefthand corner and the profile picture is our 2019 raffle quilt. If you are on Facebook, LIKE our page!

<https://www.facebook.com/granburyquiltguild/>



**Guild Meeting– Monday,
January 15th @ 6:00pm
@ United Co Op
320 Fall Creek Hwy**

www.granburyquiltguild.com

Email: quiltguildofgranbury@gmail.com ~ Website:
www.granburyquiltguild.com

Minutes of Granbury Quilt Guild December 18, 2023

Meeting was called to order by President Joy Kelly at 6:30pm.

Lets get some of the essential stuff out of the way. Did everyone read last months minutes in the newsletter? Janie Narducci made a motion to approve and Annette Worthington seconded. All approved the minutes. Did everyone read last months treasurer report in the newsletter? Motion to approve made by Karen Alexander and seconded by Linda Keithley. All approved the treasurers report.

Introduce the 2024 Board of Directors: Joy Kelly—President
Bonnie Rhoby—Vice President
Angie Walters—Secretary (back up Linda Kiser)
Darlena Burnett—Treasurer
Linda Keithley—Parliamentary

LET’S EAT! As usual, there was abundance of wonderful food. Thank you everyone!

At 7:15, call on Sharen Gilleland, Membership. There were 41 members present and 4 guests. There were six winners of the Membership drawings. Call on Karin Lewis, Door Prizes. Winners were Brittany Meagher, Gail Olney, Joy Kelly, Karen Alexander, Annette Worthington and Tracy R.

Committee Chair reports: Quilts of Valor—Kathy Cosand reported that they have given out to Hood County Judge. Thank you note received from WWII veteran who received a QOV. Block of the Month—Kathy showed 9 stocking blocks that were turned in. Won by Linda Keithley. Next months block is “Birds in the Air”. Community Service—Kay Huffman was not present. Several NICU quilts and NICU knitted baby hats were collected to be taken to Jane Lane before Christmas. Retreat— Nancy Marstiller reports that we have 30 signed up. Dates are 2/29/24-3/1/24. \$305.00 UFO winners for 2023. There was \$195.00 turned in this year. Laura James—1st; Marsha Gilbert—2nd and Gail Olney—3rd. Discussion about the definition of a “finished” object. UFO doesn’t specify that it must be a quilt. Three layers, show ready finished? Linda is going to have the UFO project again for 2024. Start bringing your lists and \$1 for each unfinished project. Finish your projects throughout the year and will be eligible for the drawing next December.

Bonnie started the quilting Bingo games. Several winners. All seemed to have fun. Show and Tell was presented. The talent of our members is unbelievable.

Meeting was adjourned.

Merry Christmas and Happy New Year to all.....

Respectfully submitted by *Glenda Marsh for Linda Kizer, Secretary*



Membership Report

At our December meeting we had 4 Guests & 41 Members present.

Once again, PLEASE wear your name tags. As a member, it allows you to be eligible for the attendance door prize. No name tag, no pink ticket. No chance to win.

2024 Membership form is attached to this newsletter. \$25.00 check made out to Granbury Quilt Guild. Bring completed form and check to our next Guild meeting, Jan 15th.

Sharen Gilliland, Membership Chair



2024 UFO Project Challenge

For the 2024 UFO Project please bring your UFO List along with \$1 for each project to the January/February meeting. Hopefully these are the projects you have already started and have not completed. For your name to go in the pot for drawing in December the named project must be finished. If you have made a wall hanging it needs to have a sleeve. If it is a gift it should have a label. Mostly it must be finished. It must also be brought to show and tell and shown to the members.

I have been thinking since our last guild meeting about the short discussion of what can qualify as a valid UFO project. I have been giving this a lot of thought. Originally I just thought that a fabric assembled in three layers would qualify. I had not considered the diverse talents of our group. First I want to let you know that when I get your list of UFOs I do not know exactly what each project consist of. The many ways that we express the art of using fabric is so varied that it is difficult to make a set of rules that does not cause a hinderance to someone. Having said this I propose that each project must consist of fabric. The love of working with fabric is something we all have and it must be nurtured at all cost.

Linda Keithley

QUILTS OF VALOR

The QOV will meet on January 17th at Patti's Last Resort from 9am—3pm.

The QOV block for 2023 is the Ohio Star. Anyone can make these on your own and donate them either to our Granbury guild or mail them directly to Quilts of Valor.



<https://www.qovf.org/wp-content/uploads/2024/01/2024-Special-Ohio-Star-Block-and-Quilt-final.pdf>

Thank you all for your support to this worthwhile cause!

Kathy Cosand, & Gail Olney

Sunshine and Shadow

If you know of a guild member who is ill and needs a little cheering up, Please contact Theresa Nunn and let her know. Theresa's contact info: 804-832-3388; tinunn87@gmail.com

Cards were sent to the following:

Jamie Skelton—loss of her father
Kay Huffman—loss of her mother



Theresa Nunn, Sunshine and Shadows Chair

Treasurer's Report
December 2023



Beginning Balance:

Operating Account	15,616.63	
Savings Account	5,042.90	
TOTAL		\$20,659.53

Revenues:

Interest	.86	
Deposit—Membership	265.00	
TOTAL		265.86

Expenses:

Joy Kelly—Program	53.61	
Cash for UFO Challenge	193.00	
TOTAL		246.61

Ending Balance:

Operating Account	15,625.02	
Savings Account	5,043.76	
TOTAL		\$20,678.78



Semi Annual Audit

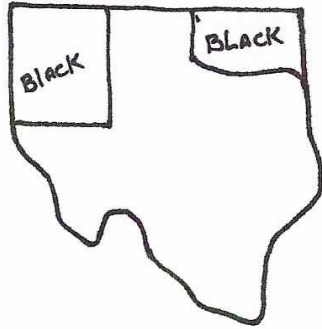
Looking for two volunteers to work with Darlena and go over our 2023 Treasury reports. The semi annual audit, needs to be done in the month of January. Interested in helping, please contact Joy Kelly, 817-919-0467 or Darlena Burnett 817-408-7384.

Granbury Quilters' Guild meets on the third Monday of the month at 6:00 pm at the United Co-Op, 320 Fall Creek Hwy, Granbury. Membership is open to anyone interested in quilts and quilting. Annual Dues are \$25 per calendar year (+ \$5 if newsletter can't be electronically sent monthly). Guests may attend two meetings before joining.

Newsletter Ad rates: Business card: \$5; 1/4 page: \$10; 1/2 page: \$20; Full page: \$30
Deadline is the 5th of every month.
Contact: Joy Kelly at joygaylekelly@gmail.com or call 817-919-0467.

AQS ULTIMATE GUILD CHALLENGE 2024

AQS ULTIMATE GUILD CHALLENGE 2024
for THE
GRANBURY Quilter's Guild



EVERYONE IS WELCOME to enter. You CAN WORK INDEPENDENTLY, OR COME TO SCHEDULED SEW-INS, where we will learn, share, and ENCOURAGE EACH OTHER.

* IF USING PHOTOS TO REPRODUCE IMAGES) IF THEY ARE NOT YOUR OWN IMAGES, YOU MUST HAVE WRITTEN PERMISSION FROM THE PERSON TAKING THE IMAGE.

Copy right ^{free} IMAGES are good to use.

MUST BE PHOTO
READY BY MARCH
18, 2024

TEXAS "WILD AND FREE"

SIZE: 32" W X 42" L

RULES:

- * NOT LOOKING FOR SMALL ICONIC IMAGES PLACED IN DIFFERENT AREAS OF THE STATE.
- * EXAMPLES THAT ARE "WILD & FREE"
 - TEXAS NATIVE
FLOWERS, BIRDS, BUTTERFLIES, BUGS, ANIMALS, SNAKES ...
 - LANDSCAPES, RIVERS
 - COWBOYS & LONGHORNS
- * CAN DO DIFFERENT STYLES OF APPLIQUE', BEADING, EMBROIDERY, RIBBON EMBROIDERY, PAINTING, THREAD PAINTING ETC.
ALL EMBELISHMENTS MUST BE SECURELY TIED DOWN, NOTHING DANGLING DOWN LOOSE.
- * IMAGES NEED TO BE OF A SCALE TO FIT THE SPACE.
SPILL OVER INTO THE BLACK AREAS, BUT NOT OVER POWER THE BLACK.
- * NO BINDING
TOP FABRIC WILL BE TURNED TO THE BACK AND RAW EDGE COVERED WITH A FINISHED STRIP OF FABRIC
- * BACKING WILL BE BLACK
- * QUILTING - EACH INDIVIDUAL CAN STITCH OR QUILT ONLY ONE CHALLENGE QUILT

JANUARY BLOCK OF THE MONTH

Patchwork Square

Free Quilt Block Pattern


BOM January – Granbury Quilt Guild
 This is a free pattern from patchworksquare.com.
 The website provides 5 pages for the pattern and
 suggested layout for the blocks.

Birds in the Air

12" finished quilt block

Please make the 4 units 6 1/2". Do not sew together
 into a 12 1/2" block, so that the winner of these blocks
 can place the units as they wish.

Fabric Placement



How-to Notes	
	Bisect square on one diagonal
	Bisect square on both diagonals
*All seam allowances are 1/4" unless noted otherwise	

1		Background fabric 1 Cut 2 squares 6 7/8" and bisect on one diagonal Cut 6 squares 2 7/8" and bisect on one diagonal
2		Fabric 2 Cut 6 squares 2 7/8" and bisect on one diagonal
3		Fabric 3 Cut 3 squares 2 7/8" and bisect on one diagonal
4		Fabric 4 Cut 3 squares 2 7/8" and bisect on one diagonal

<https://www.patchworksquare.com/mf/birds-in-the-air-quilt-block.pdf?t=1703972416>

Please use medium or medium light camel or tan for background.
 Then use 3 different dark fabrics for the contrast.

© Wendy Russell — all rights reserved
<https://www.patchworksquare.com/>

Birds in the Air





Make 6



Make 3



Make 3









Make 2



Make 1



Make 1



**

Stop here. Don't sew the 4 units into 1 block.
You must make the 4 units for one entry to win blocks.

Stop here. Don't sew the 4 units into 1 block.
You must make the 4 units for one entry to win blocks.

**

Thank you, *Kathy Tingley*, Block of the Month Chair

SPRING 2024 – “RED BOOT” QUILTING RETREAT

Co-Hosted by: Nancy Marsteller and Renee Prince



PLEASE NOTE: We have 1 opening.....

We have room for 30 people for the SPRING Retreat, and we have received deposits from 29 Ladies of \$100 each to hold their spots. If you are still interested in attending, we have room for one more to join in all the fun. **The first person to respond by calling Nancy Marsteller at (512) 461-1461 gets the spot. Checks are made payable to the Guild.**

The Guild attended 'The Red Boot Retreat Center' for the first time in March 2022, and decided to continue having both a "Spring" and a "Summer" Retreat every year. The dates for this year are February 29th - March 3rd (Thursday noon till Sunday noon). So, block your calendars now.....

If you have not attended a retreat, it is a wonderful way to get to know others in the Guild. Sometimes we have contests, play fun games, eat too much food, but just have a little fun and sew all day, and all night, if you want to.

Here is some of the basic information about the RED BOOT Retreat Center:

- o RED BOOT is located out in the country and is a little west of Hillsboro. It should take you about 1.5 hours to get there.
- o The Cost is \$305 per person, including tax, which includes 8 meals. (Yea, no cooking!)
- o The final payment of \$205 will be due at the meeting in January. (Or, if you want to pay in full (\$305), we can accept your check anytime, payable to the Guild.)
- o If you have specific questions now, call or text me (Nancy Marsteller) at (512) 461-1461.

SUMMER 2024—”COMPASS CENTRE” QUILTING RETREAT

Co-Hosted by: Glenda Marsh and Joy Kelly



The Compass Centre Shoppe

We have had poor attendance with our summer retreats in the last couple of years. Before we commit to this annual retreat, we need to discuss why.

Do you not attend the retreat because of The venue?
 The dates?
 The price?
 Other?

We will have a discussion about this at the January meeting.

PLEASE LET US KNOW YOUR FEELINGS ABOUT THIS YEARLY RETREAT!



COMMUNITY SERVICE SLIP

Name: _____ **Date:** _____

Item: _____
(i.e. quilt, quilt top, blanket, dog bed, etc.)

Date item donated: _____

Donated to: _____
(name of organization or individual)

Community Service Committee (CSC)

In the month of December the following donations were made:

7 NICU quilts
15 knitted hats for NICU
1 Dog Bed

It is important that we keep track of donation quilts. To help facilitate the process, we ask that all members submit their completed quilts along with the donation slip(s) at the monthly meetings. Donation slips can be found at the membership table near where you sign in. Also, we all enjoy seeing your donation quilts at Show and Tell. There will be a tote marked Community Service available to place your quilts once you have shown your creation to the membership. The CSC will be responsible for the delivery of such quilts. Please be sure to designate on the donation slip if you wish to designate your quilt to a particular charity.

If you want to designate your quilt, below is information on some categories.
Harris Texas Health Resources Neonatal Units:

(Any and all sizes are greatly appreciated). Preemie quilts (can be pastel or bright colors) 18" square to 36" square. Soft cotton or flannel on top and backing. No batting is needed for quilts using flannel. No tied quilts for these tiny ones. No fleece is allowed in the hospital as fleece can harbor germs even after washing. Isolette covers 36"x46" made with batting. We have been told the quiet darker environment of a covered isolette helps the babies sleep and grow better.

Quilts of Valor: Contact Kathy Cosand and Gail Olney for details.

Nursing Home Throws and Wheelchair Quilts: Suggested sizes for wheelchair 38"-40" wide by 40"-46" long and for lap 50"-55" wide by 60"-70" long.

Ada Carey Women's and Children's Shelter—Will accept any size up to 50x65 (throw size). Any size from a small quilt to wrap their upper body in up to a throw size. Children's quilts do not have to be fancy. Please make them in bright, child appropriate fabrics. They will be dragged around, machine washing and loved to pieces. Quilts for women as well as children appreciated. They often come in with nothing and giving them something of their own to snuggle in is so appreciated. These quilts should have no label.

If you donate an undesignated quilt, we will find homes for any size you make. Twin and larger size quilts can be used for various charities we support as well as disaster relief.

Please remember to save your HOBBS BATTING UPC labels from your batting packages. Our guild can order batting for charity projects at a discounted price through their facility in Waco.

Thank you for your continuing support of our community.

Trisha Lenz, Community Service 909-238-4179, tandlenz@icloud.com



GRANBURY QUILTER'S GUILD

2024 Member Registration Form

PLEASE PRINT

New _____ Renewing _____ Senior _____ Charter _____

Name _____ Changes to contact information?

Spouse's Name _____

Address _____

City _____ State _____ Zip _____

Home Phone _____ Work Phone _____ Cell _____

Emergency Contact _____

E-mail address _____

Would you like to receive the newsletter by e-mail? Yes _____ No _____

(if no, there is an additional yearly charge of \$5.00)

Birthday (month/day) _____ (year not required)

What is your quilting experience?

Beginner _____ Some quilting experience _____ Intermediate _____ Professional/Master _____

Would you like to:

Serve/help on a committee _____ Be an officer _____ Present a program _____

Arrange a program _____

Do you need transportation to meetings/workshops? _____

Please tell us something about yourself: _____

What kind of programs would you be interested in seeing at guild meetings? _____

What kind of workshops would you participate in? _____

Are you interested in attending the Guild retreat(s)? _____

Feb 29th-March 3rd @ Red Boot. (Currently, there is a waiting list for this retreat.)

Compass Centre is scheduled for August. If this retreat is of interest to you which dates would you prefer (circle your choice)? Early August Mid August Late August

Please make checks payable to Granbury Quilters' Guild. Annual Dues \$25.00

Amount paid _____ Ck # _____ Cash _____ Other _____

Today's Date _____